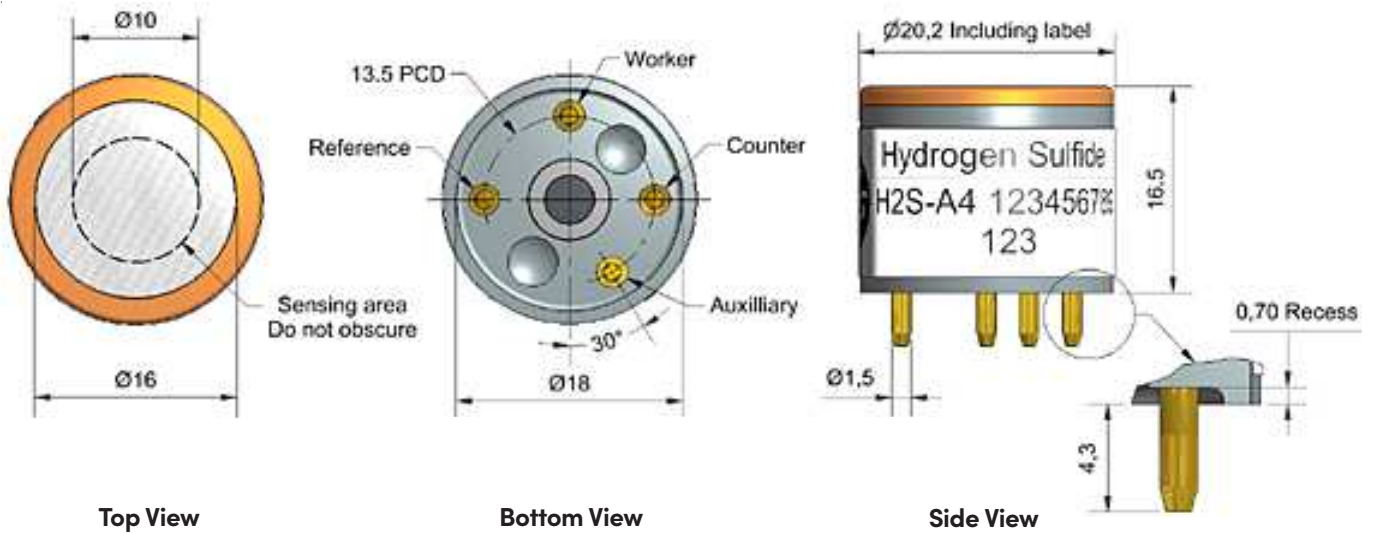


H2S-A4 Hydrogen Sulfide Sensor – 4-Electrode



Dimensions are in millimetres (± 0.15 mm).

Performance	Sensitivity	nA/ppm at 2ppm H ₂ S	1400 to 2200	
	Response time	t90 (s) from zero to 2ppm H ₂ S	< 60	
	Zero current	nA in zero air at 20°C	-250 to 100	
	Noise*	± 2 standard deviations (ppb equivalent)	5	
	Range	ppm H ₂ S limit of performance warranty	50	
	Linearity	ppb error at full scale, linear at zero and 10ppm H ₂ S	< ± 0.5	
	Overgas limit	maximum ppm for stable response to gas pulse	100	
	*Tested with Alphasense AFE low noise circuit			
Lifetime	Zero drift	ppb equivalent change/year in lab air	< ± 100	
	Sensitivity drift	% change/year in lab air, monthly test	< 20	
	Operating life	months until 50% original signal (24-month warranted)	24	
Environmental	Sensitivity @ -20°C	% (output @ -20°C/output @ 20°C) @ 2ppm H ₂ S	80 to 92	
	Sensitivity @ 50°C	% (output @ 50°C/output @ 20°C) @ 2ppm H ₂ S	100 to 110	
	Zero @ -20°C	nA change from 20°C	30 to 50	
	Zero @ 50°C	nA change from 20°C	90 to 110	
Cross Sensitivity	NO ₂ sensitivity	% measured gas @ 5ppm	NO ₂	< -20
	Cl ₂ sensitivity	% measured gas @ 5ppm	Cl ₂	< -8
	NO sensitivity	% measured gas @ 5ppm	NO	< 3
	SO ₂ sensitivity	% measured gas @ 5ppm	SO ₂	< 15
	CO sensitivity	% measured gas @ 5ppm	CO	< 1
	H ₂ sensitivity	% measured gas @ 100ppm	H ₂	< 0.5
	C ₂ H ₄ sensitivity	% measured gas @ 100ppm	C ₂ H ₄	< 0.5
	NH ₃ sensitivity	% measured gas @ 5ppm	NH ₃	< 0.1
CO ₂ sensitivity	% measured gas @ 5%	CO ₂	< 0.1	
Key Specifications	Temperature range	°C	-30 to 50	
	Pressure range	kPa	80 to 120	
	Humidity range	% rh	15 to 90	
	Storage period	months @ 3 to 20°C (stored in sealed pot)	6	
	Load resistor	Ω (AFE circuit is recommended)	33 to 100	
	Weight	g	< 6	

Figure 1 Sensitivity Temperature Dependence

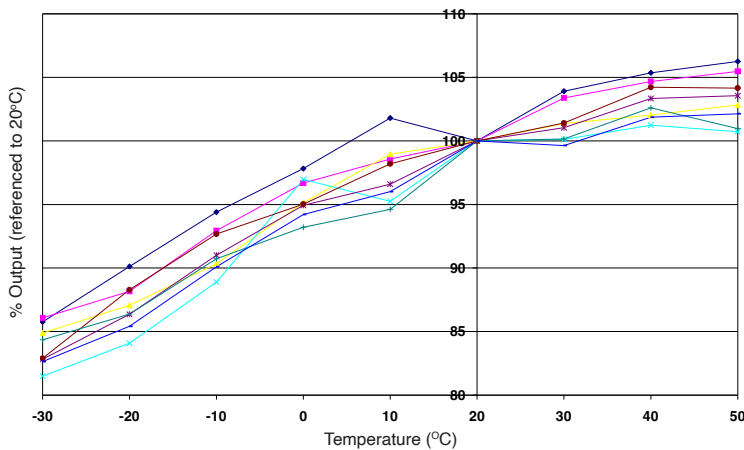


Figure 1 shows the temperature dependence of sensitivity at 2ppm H₂S.
This data is taken from a typical batch of sensors.

Figure 2 Zero Temperature Dependence (uncorrected)

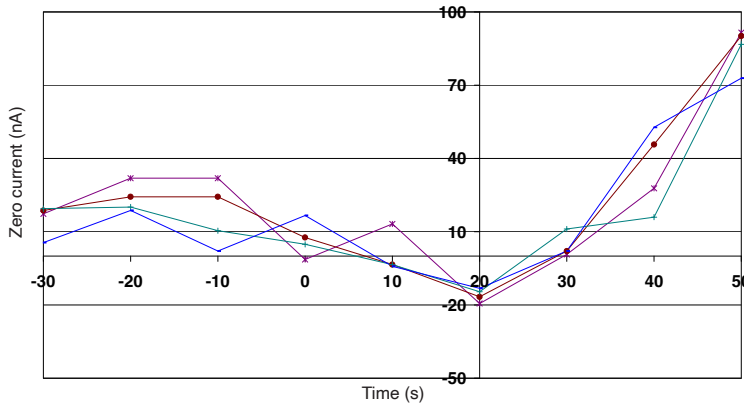


Figure 2 shows the variation in zero output of the working electrode caused by changes in temperature, expressed as nA.
This data is taken from a typical batch of sensors.
Contact Alphasense for further information on zero current correction.

Figure 3 0 to 200ppb Linearity

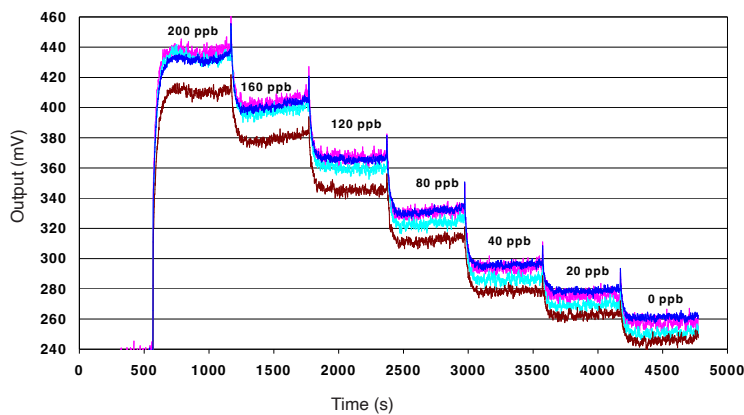


Figure 3 shows response to 200ppb H₂S.
Use of Alphasense AFE circuit reduces noise to 5ppb, with the opportunity of digital smoothing to reduce noise even further.

At the end of the product's life, do not dispose of any electronic sensor, component or instrument in the domestic waste, but contact the instrument manufacturer, Alphasense or its distributor for disposal instructions. NOTE: all sensors are tested at ambient environmental conditions unless otherwise stated. As applications of use are outside our control, the information provided is given without legal responsibility. Customers should test under their own conditions, to ensure that the sensors are suitable for their own requirements.

In the interest of continued product improvement, we reserve the right to change design features and specifications without prior notification. The data contained in this document is for guidance only. Alphasense Ltd accepts no liability for any consequential losses, injury or damage resulting from the use of this document or the information contained within. (©ALPHASENSE LTD) Doc. Ref. H2S-A4/SEP22