

AC308 Series



VIBRATION ANALYSIS HARDWARE

Premium High Temperature IEPE Accelerometer, 325 °F (162 °C)
Max Temp, Side Exit 2 Pin Connector, 100 mV/g, ±5%



Product Features

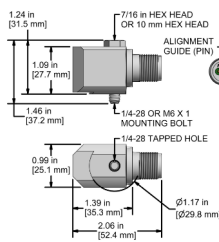
High Temperature Resistance (325 °F) Side Exit Sensor

Proven Side Exit Sensor for Standard High Temperature Applications

- ▶ Great for Extended Use at High Temperatures
- ▶ Improved RF Immunity

AC308-1A 2 Pin Connector

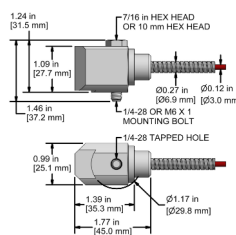
Connector Pin	Polarity
A	(+) Signal/Power
B	(-) Common



Stock Product

AC308-5A CB206 Armored Integral Cable

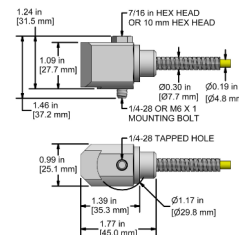
Conductor	Polarity
Red	(+) Signal/Power
Black	(-) Common
Shield	Cable Drain Wire



Built To Order

AC308-6A CB611 Heavy Duty Armored Integral Cable

Conductor	Polarity
Red	(+) Signal/Power
Black	(-) Common
Shield	Cable Drain Wire



Built To Order

Specifications	Standard	Metric	Specifications	Standard	Metric
Part Number	AC308	M/AC308	Environmental		
Sensitivity (±5%)	100 mV/g		Operating Temperature Range	-58 to 325 °F	-50 to 162 °C
Frequency Response (±3dB)	30-660,000 CPM	0,5-11000 Hz	Maximum Shock Protection	5,000 g, peak	
Frequency Response (±10%)	120-180,000 CPM	2,0-3000 Hz	Electromagnetic Sensitivity	CE	
Dynamic Range	± 80 g, peak *Vsource ≥ 22V, 12Vbias		Sealing	Welded, Hermetic	
Electrical			SIL Rating	SIL 2	
Settling Time	<2.5 seconds		Sensing Element	PZT Ceramic	
Voltage Source (IEPE)	18-30 VDC		Sensing Structure	Shear Mode	
Constant Current Excitation	2-10 mA		Weight	5.1 oz	145 grams
Spectral Noise @ 10 Hz	8 µg/√Hz		Case Material	316L Stainless Steel	
Spectral Noise @ 100 Hz	.82 µg/√Hz		Connector (Non-Integral)	2 Pin MIL-C-5015	
Spectral Noise @ 1000 Hz	.3 µg/√Hz		Resonant Frequency	1,200,000 CPM	20000 Hz
Output Impedance	<100 ohm		Mounting Torque	2 to 5 ft. lbs.	2,7 to 6,8 Nm
Bias Output Voltage	10-14 VDC		Mounting Hardware Supplied	1/4-28 Captive	M6x1 Captive
Case Isolation	>10 ⁸ ohm				